

Godišnje izvješće
Annual Report

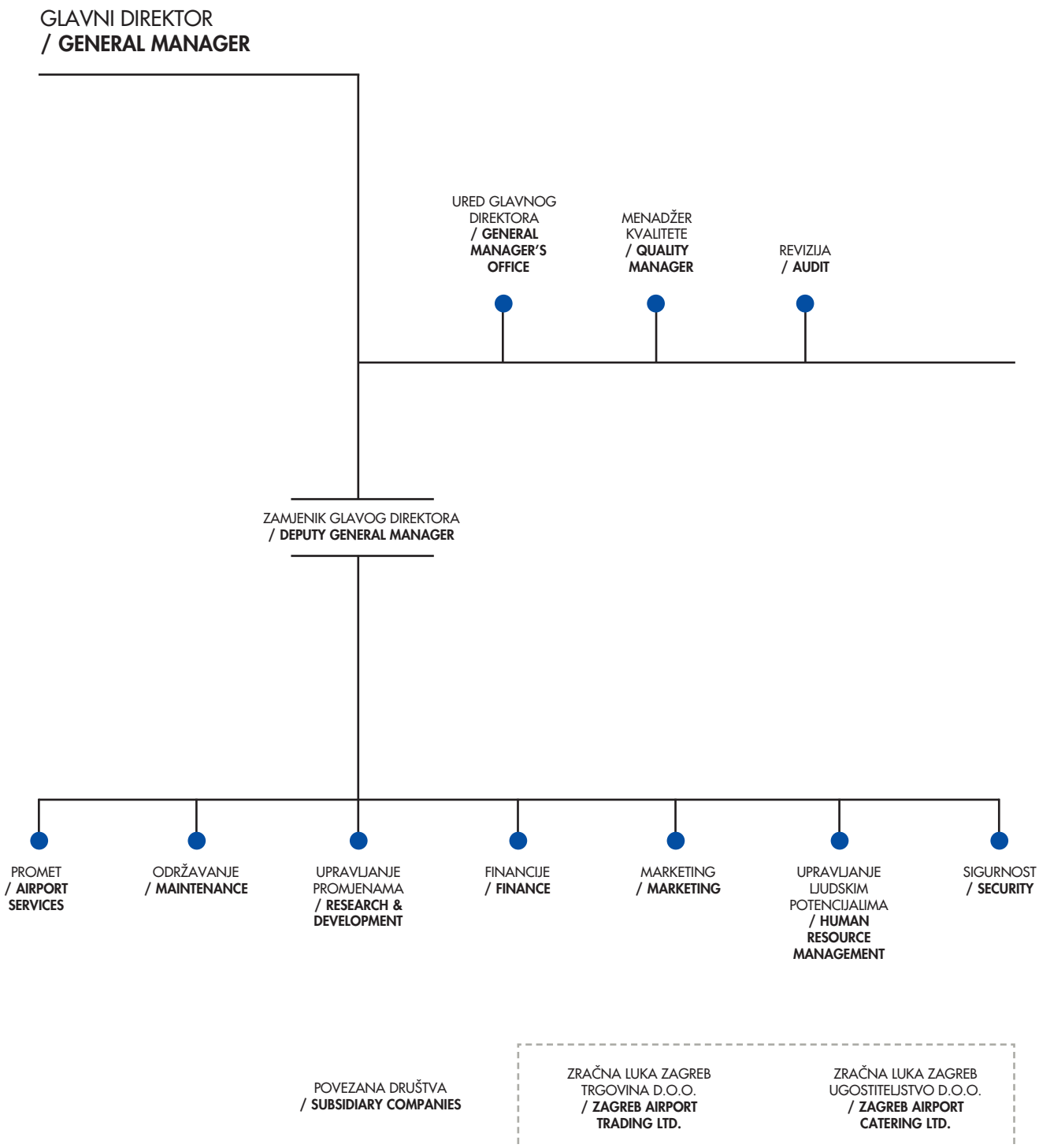
2005

ZRAČNA LUKA ZAGREB
Zagreb Airport



Sektori Divisions

2





Godišnje izvješće
Annual Report
2005

ZRAČNA LUKA ZAGREB
Zagreb Airport 

3

PISMO DIREKTORA

• 4 •

/ GENERAL MANAGER'S LETTER

OSNOVNI PODACI O DRUŠTVU

• 8 •

/ BASIC COMPANY DATA

FINANCIJSKO IZVJEŠĆE

• 10 •

/ FINANCIAL REPORT

STATISTIČKI PRIKAZ OSTVARENOG PROMETA

• 18 •

/ TRAFFIC STATISTICS

Poštovani,



Boško Matković

Dipl. ing. stroj.
Direktor Zračne luke
Zagreb, d.o.o.

B. Sc. Eng.
General Manager
Zagreb Airport, Ltd.

za Zračnu luku Zagreb 2005. godina predstavljala je godinu u kojoj su svi pokazatelji, kako naturalni, tako i financijski bilježili značajan rast. Ostvarena je dobit iz poslovanja od 15 milijuna kuna, a poboljšanje poslovnih rezultata u odnosu na prethodnu godinu je vidljivo naročito kroz porast poslovnih prihoda za približno 10%.

Promet raste u svim segmentima, što se iskazuje kroz povećanje broja slijetanja za cca 17%, te tonaže zrakoplova od cca 15,5%, dok je broj putnika povećan za preko 10%, a prijevoz tereta za značajnih 40% u odnosu na ostvareno u prethodnoj godini.

Ukratko se može reći da je poslovanje Zračne luke Zagreb stabilno i da su stvorene dobre pretpostavke za novi investicijski ciklus, u kojem će središnje mjesto zauzimati gradnja novog putničkog terminala, koji ima veliki značaj kako za Zračnu luku Zagreb, tako i za grad Zagreb i cijelu Hrvatsku. Do izgradnje novog aerodromskog kompleksa, moramo nastojati funkcionirati u postojećim kapacitetima, kako bi naši putnici, zrakoplovne kompanije i svi korisnici naših usluga bili zadovoljni našim uslugama u pogledu kvalitete i efikasnosti. Osiguranje sigurnosti i redovitosti zračnog prometa je kontinuirani zadatak, te se u tu svrhu nabavlja nova modernija i sofisticiranija oprema i obavlja sanacija postojećih kapaciteta (npr. odleđivač manevarskih površina, Follow-me vozila, obavljena je sanacija asfaltnog kolnika, postavljena ograda, izvedena sanacija krova u putničkoj zgradi).

Podizanje kvalitete usluga je naš svakodnevni zadatak, te se u tu svrhu razmatraju svi zahtjevi naših poslovnih partnera, kako kompanija, tako i putnika. U tom se smislu obavlja kontinuirano stručno istraživanje zadovoljstva putnika i kompanija, uvažavaju se sve sugestije i primjedbe, te se poduzimaju, u skladu s mogućnostima, maksimalni napori da kvaliteta naših usluga ne dođe ni u jednom trenutku u pitanje.

Integrirani sustav kvalitete i upravljanja okolišem neprekidno se nadograđuje i usavršava, što se manifestira kroz unaprjeđenje kvalitete i zadovoljstvo korisnika naših usluga. U svrhu daljnjeg poboljšanja efikasnosti procesa u društvu, uvodi se Sustav 20 ključeva, kao i Sustav mjerenja efikasnosti intelektualnog kapitala.



Godišnje izvješće Annual Report 2005

ZRAČNA LUKA ZAGREB 
Zagreb Airport

5

Dear Sir or Madam,

for Zagreb Airport 2005 was the year in which all physical indicators and financial ratios reported significant growth. Profit of 15 million HRK was made, and the improvement of business results is particularly evident in the rise of revenues by approximately 10% in comparison with the previous year.

Business has flourished in all segments, which is evident from increase in the number of landings by approx. 17%, increase in maximum take-off weight by approx. 15.5%, increase in the number of passengers by approx. 10%, and increase in cargo transport by considerable 40%, compared to the previous year.

To sum up, we may say that Zagreb Airport conducts a steady business which has created conditions for the new investment cycle, the focal point of which is to be the construction of New Passenger Terminal, of great importance not only to Zagreb Airport, but also to the city of Zagreb and the whole of Croatia. Until the new airport complex is constructed we have to make efforts to function within the existing capacities and secure the quality and efficiency of our services that will satisfy the needs of our passengers, air companies and all service users. Obtaining safety and regularity of air traffic is our permanent task, and for that purpose we tend to supply some new, modern, and more sophisticated equipment, as well as reconstruct the existing facilities (e.g. maneuvering area defroster, Follow-me cars, the asphalt road and the roof of the passenger terminal were reconstructed, the fence was built).

Increasing the quality of our services is our everyday mission, and for that purpose we give consideration to all requests by our business partners, both air companies and passengers. In this respect we continually conduct surveys on the level of satisfaction of our passengers and air companies, acknowledge every suggestion and remark, and make maximum efforts, according to our possibilities, not to call into question the quality of our services.

The Integrated System of Quality and Environment Management is continually expanded and improved, which is manifested in quality improvements and satisfaction of service users. For the purpose of further efficiency improvement of the process in society, we are about to introduce Twenty Keys System and Intellectual Capital Efficiency Measurement System.

Osnovni podaci o društvu

Basic Company Data



6

Godina osnutka
/The Year of Founding:
1962

Temeljni kapital
/Basic Capital:
804.429.600 kuna

Rezultati poslovanja u 2005.godini
/Business Results in 2005

Ukupni prihodi
/Total Income:
254.396.586 kuna

Ukupni rashodi
/Total Expenses:
239.348.895 kuna

Ostvarena dobit
/Profit:
15.047.691 kune

Broj zaposlenih na dan 31.12.2005.
/Number of Employees on 31th December 2005:
881

Glavni direktor i ured glavnog direktora
/General Manager Office7

Sektor upravljanja promjenama
/Reserach & Development19

Sektor prometa
/Air Traffic392

Sektor marketinga
/Marketing32

Sektor financija
/Finance32

Sektor održavanja
/Maintence154

Zračna luka Zagreb, d.o.o. upisana je u sudski registar 2. veljače 1994. godine sa sjedištem na području Velike Gorice, Pleso bb. Društvo je dana 8. veljače 1996. godine u sudskom registru Trgovačkog suda u Zagrebu, rješenjem broj Ti-95/12085-2 upisalo usklađenje općih akata i temeljnog kapitala sa Zakonom o trgovačkim društvima. U tijeku 1997. godine Zračna luka Zagreb, d.o.o., osnovala je Zračnu luku Zagreb - Trgovinu, d.o.o. i Zračnu luku Zagreb - Ugostiteljstvo, d.o.o. koje su u stopostotnom vlasništvu Zračne luke Zagreb, d.o.o. Članovi društva su 19. svibnja 1988. godine zaključili društveni ugovor kojim se utvrđuje da je Zračna luka Zagreb, d.o.o. čiji je član Grad Zagreb, sukladno Zakonu o zračnim lukama, postala društvo s ograničenom odgovornošću, čiji je član Republika Hrvatska, Zagrebačka županija, Grad Zagreb i Grad Velika Gorica. Članovi društva u temeljnom kapitalu sudjeluju s temeljnim ulozima na način propisan Zakonom o zračnim lukama.

Godišnje izvješće Annual Report 2005

ZRAČNA LUKA ZAGREB 
Zagreb Airport

7

Sektor upravljanja ljudskim potencijalima /Human Resource Management	29
Sektor sigurnosti /Security	207
Ukupno /Total	881
Ukupni broj zaposlenih s povezanim društvima /Total Number of Employees with Subsidiary Companies Zračna Luka Zagreb /Zagreb Airport Ltd.	881
Zračna Luka Zagreb-Ugostiteljstvo d.o.o. /Zagreb Airport Catering Ltd.	142
Zračna Luka Zagreb-trgovina d.o.o. /Zagreb Airport Trading Ltd.	84
Ukupno /Total	1107

Interese svih zaposlenih štiti:
/Employee Interests Covered By:

Radničko vijeće /Labour Council

Štiti i promiče interese svojih članova:
/Promotes and Covers Membership Interests:

Nezavisni strukovni sindikat aerodromskog operativnog osoblja Hrvatske
/Independent Trade Union of Airport Operative Staff
of the Republic of Croatia

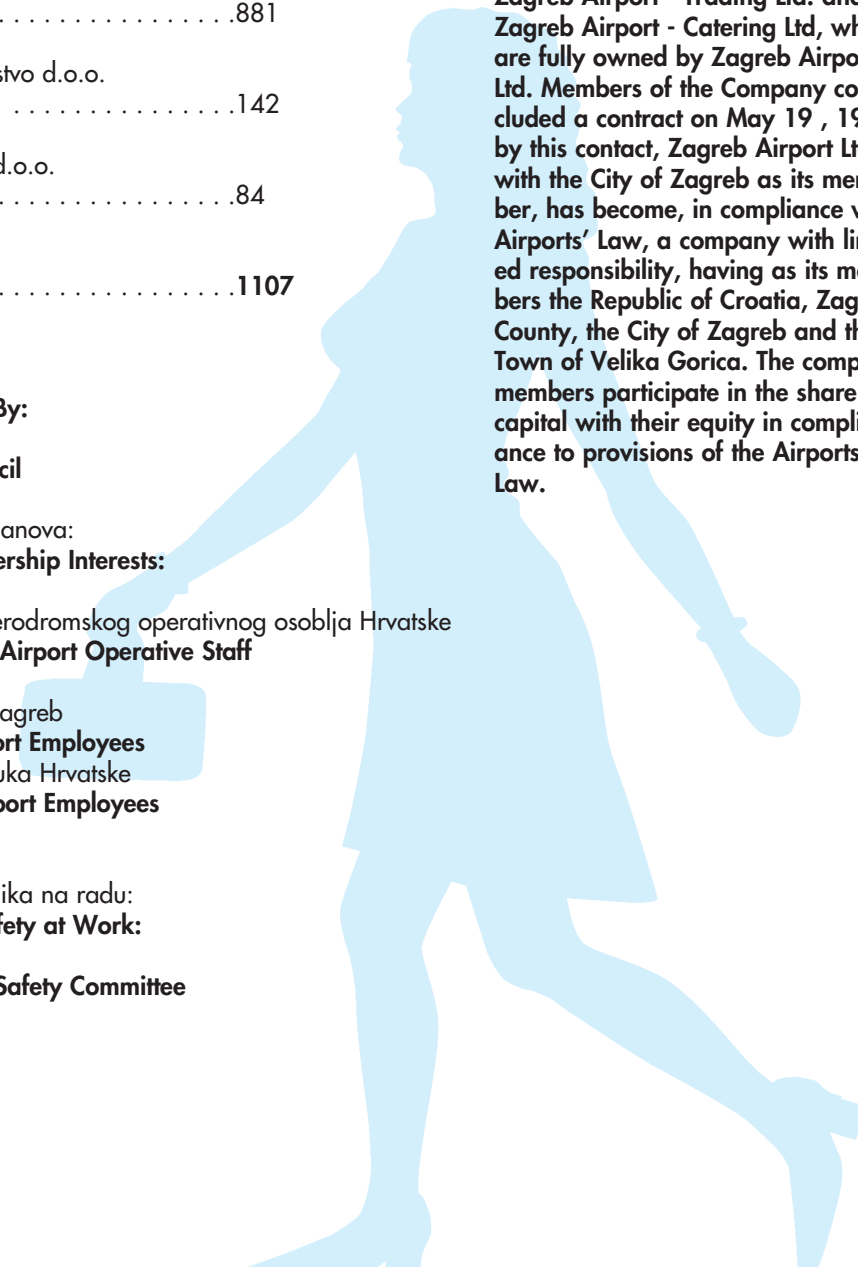
Sindikata radnika Aerodroma Zagreb
/Trade Union of Zagreb Airport Employees

Sindikata zaposlenika zračnih luka Hrvatske
/Trade Union of Croatian Airport Employees

Provodi mjere zaštite svih radnika na radu:
/Implements and Executes Safety at Work:

Odbor zaštite na radu/Work Safety Committee

Zagreb Airport Ltd. was entered into Register of Companies on February 2, 1994, with headquarters in Velika Gorica, Pleso bb. On February 8, 1996 by Decision Tt-95/12085-2 the Company entered the harmonization of general acts and stock capital with the Trade Associations Law into the Commercial Court register. During 1997 the Zagreb Airport Ltd. established Zagreb Airport - Trading Ltd. and Zagreb Airport - Catering Ltd, which are fully owned by Zagreb Airport Ltd. Members of the Company concluded a contract on May 19, 1998; by this contract, Zagreb Airport Ltd., with the City of Zagreb as its member, has become, in compliance with Airports' Law, a company with limited responsibility, having as its members the Republic of Croatia, Zagreb County, the City of Zagreb and the Town of Velika Gorica. The company members participate in the share capital with their equity in compliance to provisions of the Airports' Law.



Tijela društva Managing Body

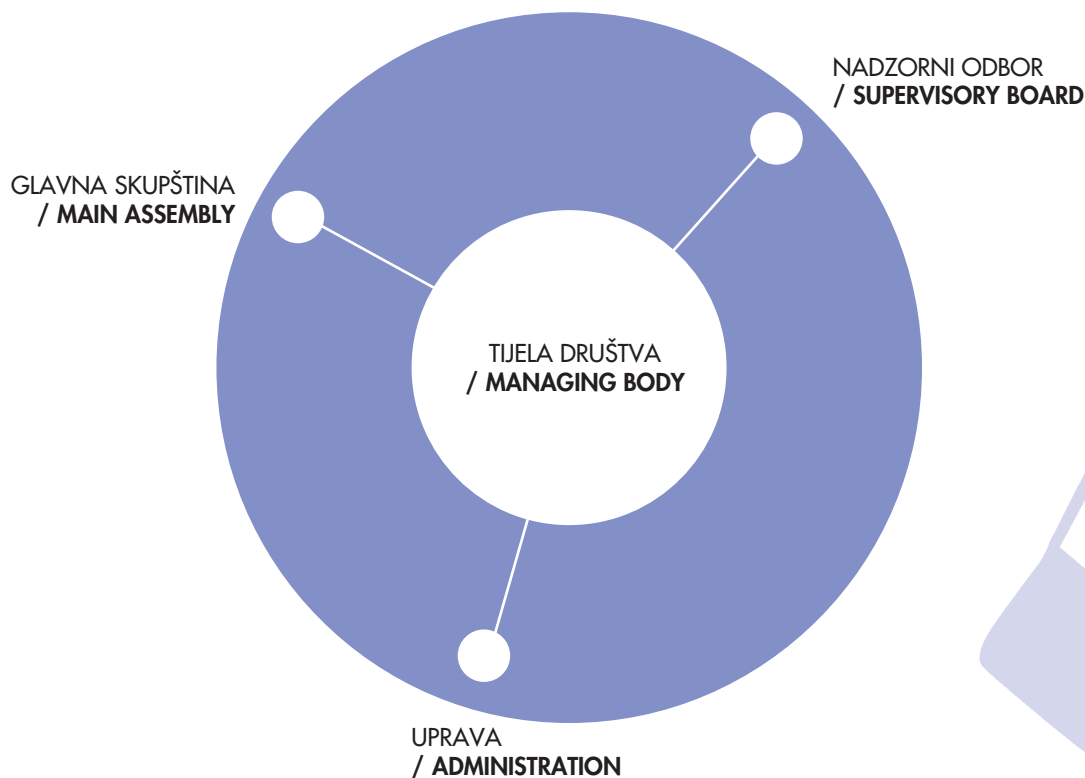
8

ČLANOVI SKUPŠTINE / MEMBERS

Božidar Kalmeta, dipl. ing.
Milan Bandić, dipl. politolog
mr. sc. Stjepan Kožić
Tonino Picula, prof. sociologije

ČLANOVI NADZORNOG ODBORA / SUPERVISORY BOARD MEMBERS

Josip Budimir
Siniša Poljak, dipl. ing. el.
mr. sc. Pero Bilas
Boris Mikšić
Dario Čović
Željko Fadljević
Vesna Bukovac



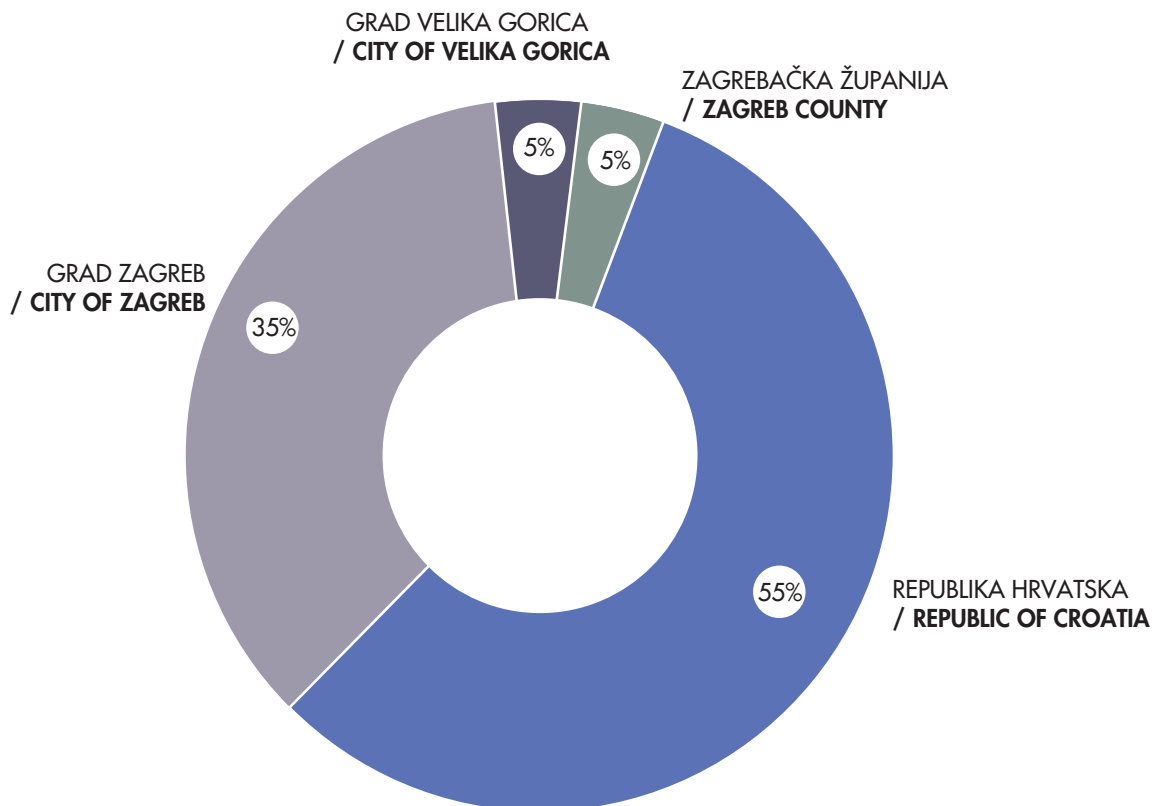
GLAVNI DIREKTOR / GENERAL MANAGER

Boško Matković





Struktura vlasništva Ownership structure



Mišljenje neovisnog revizora Independent Auditor's Opinion on Financial Statement

10

Mišljenje neovisnog revizora

Predmet revizije

Obavili smo reviziju financijskih izvještaja društva ZRAČNA LUKA ZAGREB d.o.o. Zagreb, Pleso bb (Društvo), prikazanih na stranicama 3. do 6., za poslovnu godinu završenu na 31. prosinca 2005. godine.

Odgovornost uprave i revizora

Uprava Društva odgovorna je za izradu financijskih izvještaja. Naša odgovornost odnosi se na izražavanje mišljenja o financijskim izvještajima temeljem obavljene revizije.

Opseg revizije i temelj za izražavanje mišljenja

Revizija financijskih izvještaja obavljena je sukladno opće prihvaćenim Međunarodnim revizijskim standardima. Suglasno navedenim standardima zahtjeva se planiranje i obavljanje tolikog obima revizijskih ispitivanja kako bi se postigla zadovoljavajuća sigurnost da financijski izvještaji ne sadrže materijalno značajne pogreške. Revizija je obuhvatila provjeru, ispitivanje i prikupljanje dokaza, koji potkrepljuju iznose objavljene u financijskim izvještajima. Revizijsko ispitivanje uključuje također i ocjenu primijenjenih računovodstvenih načela, te značajnih procjena sačinjenih od strane uprave, kao i opću ocjenu prezentacije financijskih izvještaja. Vjerujemo da je navedena razina revizijskih ispitivanja dostatna za izražavanje mišljenja o financijskim izvještajima.

Mišljenje

Prema našem mišljenju, financijski izvještaji prikazuju realno i objektivno, u svim značajnim aspektima, financijsko stanje Društva na 31. prosinca 2005. godine, rezultate poslovanja, promjene na kapitalu i novčane tijekove za 2005. godinu i u suglasnosti su s važećim hrvatskim zakonskim propisima i Međunarodnim standardima financijskog izvješćivanja.

U Zagrebu, 31. svibanj 2006. godine
Revizija Zagreb d.o.o. Zagreb



Independent Auditor's Opinion on Financial Statement

Subject of Auditing

We carried out auditing of financial reports of the company ZRAČNA LUKA ZAGREB d.o.o. Zagreb, Pleso bb (the Company), presented on pages 3 to 6, for the business year ending on 31 December, 2005.

Responsibility of Management Board and Auditors

The Company Management Board is responsible for preparing the financial reports. Our responsibility refers to expressing the opinion on financial reports based on the auditing carried out.

Extent of Auditing and Basis for Expressing Opinion

Auditing of financial reports was carried out in accordance with the generally accepted International Auditing Standards. In accordance with the mentioned standards, planning and performing of such an extent of auditing tests is requested to achieve a satisfactory assurance that the financial reports do not contain materially significant misrepresentations. Auditing comprised checking, testing and collecting of evidence substantiating the amounts published in the financial reports. Auditing testing also includes the appraisal of the applied accounting principles, and significant appraisals made by the Management Board, as well as a general appraisal of the presentation of the financial reports. We believe that the stated level of auditing tests is sufficient to express the opinion on the financial reports.

Opinion

In our opinion, in all important aspects, the financial reports of the Company present the financial state of the Company as of 31 December, 2005, the results of operation, changes in the capital and cash flows for the year 2005 in a realistic and objective way and are in accordance with the applicable Croatian legal regulations and the International Financial Reporting Standards.

In Zagreb, 31 May, 2006
Revizija Zagreb d.o.o. Zagreb




Račun dobiti i gubitka za 2005 godinu

Profit and Loss Account for the Year 2005.

12

	2005. kune	2004. kune
POSLOVNI PRIHODI		
Prihodi od prodaje u zemlji	163.369.932	150.164.034
Prihodi od prodaje u inozemstvu	76.477.938	58.215.073
Prihodi od subvencija i dotacija	461.287	10.442.037
Ostali prihodi osnovne djelatnosti	389.470	307.835
Ukupno poslovni prihodi	240.698.627	219.128.979
POSLOVNI RASHODI		
Troškovi sirovina, materijala i usluga	53.281.322	36.667.154
Troškovi osoblja	108.722.312	98.118.225
Amortizacija	42.099.402	38.209.709
Ostali troškovi poslovanja	22.665.798	25.303.795
Ukupno poslovni rashodi	226.768.834	198.298.883
FINANCIJSKI PRIHODI		
Prihodi od dividendi i usklađenja vrijednosti dionica	5.337.106	320.995
Prihodi od kamata	1.101.633	657.181
Pozitivne tečajne razlike	2.020.994	1.921.769
Ukupno financijski prihodi	8.459.733	2.899.945
FINANCIJSKI RASHODI		
Rashodi od vrijednosnog usklađenja dionica i udjela	1.028.751	3.760.192
Rashodi od kamata	1.302.939	1.106.599
Negativne tečajne razlike	3.166.300	2.518.522
Ukupno financijski rashodi	5.497.990	7.385.313
IZVANREDNI PRIHODI		
Prihodi od prodaje imovine	1.798.541	200.420
Naplaćena otpisana potraživanja	86.716	33.181
Prihodi od prošlih godina	176.840	137.056
Prihodi od naplaćenih šteta	3.155.156	925.096
Ostali izvanredni prihodi	20.973	25.646
Ukupno izvanredni prihodi	5.238.226	1.321.399
IZVANREDNI RASHODI		
Neotpisana vrijednost rashodovane imovine	1.537.281	307.850
Rashodi od manjkova	8.382	25.132
Kazne, penali i naknade šteta	323.675	173.628
Ispravak vrijednosti potraživanja	2.001.456	416.530
Naknadno utvrđeni rashodi	210.025	2.009.894
Vrijednosno usklađenje materijalne imovine	3.001.252	0
Ukupno izvanredni rashodi	7.082.071	2.933.034
UKUPNI PRIHODI	254.396.586	223.350.323
UKUPNI RASHODI	239.348.895	208.617.230
Dobit prije oporezivanja	15.047.691	14.733.093
Porez na dobit	0	0
DOBIT FINANCIJSKE GODINE	15.047.691	14.733.093



Godišnje izvješće Annual Report 2005

ZRAČNA LUKA ZAGREB 
Zagreb Airport

13

	● 2005. HRK	● 2004. HRK
OPERATING INCOME		
Sales in domestic market	163.369.932	150.164.034
Sales in foreign market	76.477.938	58.215.073
Income from subvention	461.287	10.442.037
Other basic operating income	389.470	307.835
Total operating income	240.698.627	219.128.979
OPERATING EXPENSES		
Material costs, Services cost	53.281.322	36.667.154
Gross wages and allowances	108.722.312	98.118.225
Depreciation	42.099.402	38.209.709
Other operating costs	22.665.798	25.303.795
Total operating expenses	226.768.834	198.298.883
FINANCIAL INCOME		
Income from shares	5.337.106	320.995
Interest income	1.101.633	657.181
Foreign exchange rate gain	2.020.994	1.921.769
Total financial income	8.459.733	2.899.945
FINANCIAL EXPENSES		
Share adjustment losses	1.028.751	3.760.192
Interest expenses	1.302.939	1.106.599
Foreign exchange rate losses	3.166.300	2.518.522
Total financial expenses	5.497.990	7.385.313
EXTRAORDINARY INCOME		
Income from sale of tangible assets	1.798.541	200.420
Collected written-off receivables	86.716	33.181
Income from previous years	176.840	137.056
Income from Indemnity	3.155.156	925.096
Other extraordinary income	20.973	25.646
Total extraordinary income	5.238.226	1.321.399
EXTRAORDINARY EXPENSES		
Net value of disposed assets	1.537.281	307.850
Deficits	8.382	25.132
Fines, penalties and damage compensation	323.675	173.628
Provision for bad debts	2.001.456	416.530
Subsequently established expenses	210.025	2.009.894
Other extra expenses	3.001.252	0
Total extraordinary expenses	7.082.071	2.933.034
TOTAL INCOME	254.396.586	223.350.323
TOTAL EXPENSES	239.348.895	208.617.230
Profit/Loss before taxation	15.047.691	14.733.093
Profit taxes	0	0
PROFIT/LOSS OF FINANCIAL YEAR	15.047.691	14.733.093

Bilanca na dan 31. prosinca 2005. godine

Balance Sheet on 31st December 2005.

14



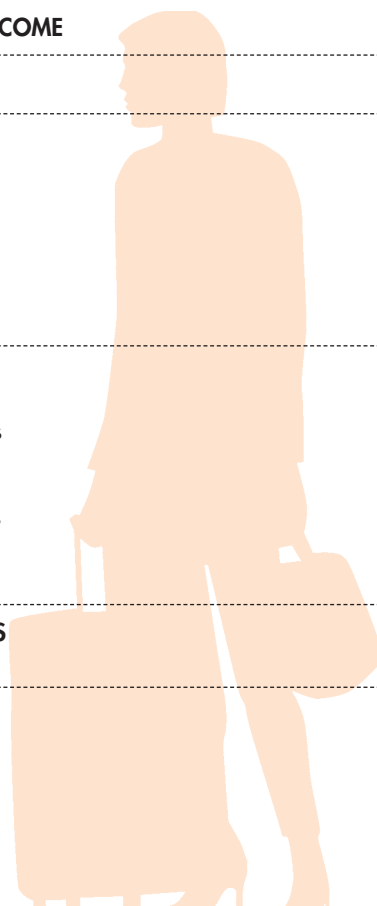
	31.12.2005. kune	31.12.2004. kune
AKTIVA		
DUGOTRAJNA IMOVINA		
Materijalna i nematerijalna imovina		
Nabavna vrijednost	1.557.454.074	1.528.055.302
Ispravak vrijednosti	-829.287.904	795.988.551
Sadašnja vrijednost	728.166.170	732.066.751
Predujmovi za materijalnu imovinu	2.766.000	2.711.617
Financijska imovina	23.399.414	22.380.262
Potraživanja	9.190.735	2.190.735
Ukupno dugotrajna imovina	763.522.319	759.349.365
KRATKOTRAJNA IMOVINA		
Zalihe	5.591.327	5.424.925
Potraživanja		
Potraživanja od kupaca	32.619.583	36.053.051
Potraživanja za predujmove	12.398	67.685
Potraživanja od države i državnih institucija	958.584	3.245.981
Potraživanja od zaposlenika	115.509	91.533
Ostala kratkotrajna potraživanja	126.168	122.477
Ukupno potraživanja	33.832.242	39.580.727
Financijska imovina	38.123.444	20.291.066
Novac	33.902.065	37.432.132
Ukupno kratkotrajna imovina	111.449.078	102.728.850
PLAĆENI TROŠKOVI I OBRAČUNATI PRIHODI	81.030	92.111
UKUPNA AKTIVA	875.052.427	862.170.326
PASIVA		
KAPITAL		
Temeljni kapital	804.429.600	804.429.600
Pričuve	6.078	6.078
Preneseni gubitak	2.929.948	-11.803.145
Dobit tekuće godine	15.047.691	14.733.093
Ukupno kapital	822.413.317	807.365.626
DUGOROČNE OBVEZE	25.803.990	22.673.559
KRATKOROČNE OBVEZE		
Obveze za primljene depozite i jamčevine	1.317.095	532.162
Obveze prema dobavljačima	13.277.719	19.695.705
Obveze prema državi i državnim institucijama	3.798.101	3.375.446
Obveze prema zaposlenima	5.257.607	4.933.582
Ukupno kratkoročne obveze	23.650.522	28.536.895
ODGOĐENO PLAĆANJE TROŠKOVA I BUDUĆI PRIHODI	3.184.598	3.594.246
UKUPNA PASIVA	875.052.427	862.170.326

Godišnje izvješće Annual Report 2005

ZRAČNA LUKA ZAGREB
Zagreb Airport 

15

	31.12.2005. HRK	31.12.2004. HRK
ASSETS		
LONG-TERM ASSETS		
Tangible and intangible assets		
Purchase value	1.557.454.074	1.528.055.302
Accumulated depreciation	-829.287.904	795.988.551
Present value	728.166.170	732.066.751
Advance Payment of Tangible Assets	2.766.000	2.711.617
Financial assets	23.399.414	22.380.262
Receivables	9.190.735	2.190.735
Total long-term assets	763.522.319	759.349.365
CURRENT ASSETS		
Inventories	5.591.327	5.424.925
Receivables		
Trade receivables	32.619.583	36.053.051
Receivables from advance payments	12.398	67.685
Receivables from Government institutions	958.584	3.245.981
Receivables from employees	115.509	91.533
Other short-term receivables	126.168	122.477
Total receivables	33.832.242	39.580.727
Financial assets	38.123.444	20.291.066
Cash	33.902.065	37.432.132
Total current assets	111.449.078	102.728.850
PAID COSTS AND CALCULATED INCOME	81.030	92.111
TOTAL ASSETS	875.052.427	862.170.326
LIABILITIES		
CAPITAL		
Share capital	804.429.600	804.429.600
Reserves	6.078	6.078
Transferred loss	2.929.948	-11.803.145
Profit of the current year	15.047.691	14.733.093
Total capital and reserves	822.413.317	807.365.626
LONG-TERM LIABILITIES	25.803.990	22.673.559
SHORT-TERM LIABILITIES		
Liabilities for deposits and securities	1.317.095	532.162
Trade account payables	13.277.719	19.695.705
Short-term financial liabilities	3.798.101	3.375.446
Liabilities to Government institutions		
Liabilities to employees	5.257.607	4.933.582
Total short-term liabilities	23.650.522	28.536.895
DEFERRED PAYMENT OF EXPENSES AND INCOME OF FUTURE PERIOD	3.184.598	3.594.246
TOTAL LIABILITIES	875.052.427	862.170.326



Izvještaj o novčanim tijekovima za 2005. godinu

Cash Flow Statement for the year 2005.

16

	2005. kune	2004. kune
A) Novčani tijekovi iz poslovnih aktivnosti		
Dobit	15.047.691	14.733.093
Amortizacija	42.099.402	38.209.709
Zalihe	(166.402)	198.122
Potraživanja od kupaca	3.433.468	(3.385.928)
Potraživanja za dane predujmove	55.287	(29.358)
Potraživanja od države i drž. institucija	2.248.673	(412.467)
Potraživanja od zaposlenih	(23.976)	(40.915)
Ostala kratkotrajna potraživanja	35.033	18.093.216
Plaćeni troškovi i obračunati prihodi	11.081	(9.436)
Obveze za primljene depozite i jamčevine	784.933	(30.110)
Obveze prema dobavljačima	(6.417.986)	5.856.942
Obveze prema zaposlenima	324.025	(1.225.342)
Obveze prema državi i državnim institucijama	422.655	534.426
Obračunati troškovi i odgođeni prihodi	(409.648)	1.074.370
Neto novčani tijekovi iz poslovnih aktivnosti	57.444.236	73.566.322
B) Novčani tijekovi iz investicijskih aktivnosti		
Nabava materijalne i nematerijalne imovine	(42.745.736)	(53.493.244)
Sadašnja vrijednost prodane i rashodovane imovine	1.537.281	895.592
Manjkovi	8.382	0
Usklađenje vrijednosti materijalne imovine	3.001.252	0
Ostala povećanja/smanjenja materijalne i nematerijalne imovine	(54.383)	(325.161)
Neto novčani tijekovi iz investicijskih aktivnosti	(38.253.204)	-52.922.813
C) Novčani tijekovi iz financijskih aktivnosti		
Dugotrajna financijska imovina	(1.019.152)	3.716.763
Dugotrajna potraživanja	(7.000.000)	30.009
Kratkotrajna financijska imovina	(17.832.378)	(18.669.029)
Dugoročni krediti	3.130.431	10.292.280
Obveze po kratkoročnim kreditima	0	(3.000.000)
Neto novčani tijekovi iz financijskih aktivnosti	(22.721.099)	(7.629.977)
D) NETO SMANJENJE/POVEĆANJE NOVCA (A+B+C)=(F-E)	(3.530.067)	13.013.532
E) NOVAC NA DAN 31. PROSINCA	37.432.132	37.432.133
F) NOVAC NA DAN 1. SIJEČNJA	33.902.065	24.418.601
G) SMANJENJE/ POVEĆANJE NOVCA (F-E)	(3.530.067)	13.013.532

Izvještaj o promjenama na kapitalu

	Upisani temeljni kapital kune	Pričuve kune	Zadržana dobit kune	Dobit tekuće god. kune	UKUPNO Kune
Stanje 1. siječnja 2005.	804.429.600	6.078	(11.803.145)	14.733.093	807.365.626
Raspodjela dobiti 2005.	0	0	14.733.093	(14.733.093)	0
Dobit tekuće godine	0	0	0	15.047.691	15.047.691
Stanje 31. prosinca 2005.	804.429.600	6.078	2.929.948	15.047.691	822.413.317

Godišnje izvješće Annual Report 2005

ZRAČNA LUKA ZAGREB
Zagreb Airport 

17

	● 2005. HRK	● 2004. HRK
A) Cash flow from operating activities		
Profit/Loss from current year	15.047.691	14.733.093
Depreciation	42.099.402	38.209.709
Inventories	(166.402)	198.122
Trade receivables	3.433.468	(3.385.928)
Receivables from advance payments	55.287	(29.358)
Receivables from Government institutions	2.248.673	(412.467)
Receivables from employees	(23.976)	(40.915)
Other short-term receivables	35.033	18.093.216
Paid expenses and calculated income	11.081	(9.436)
Liabilities for deposits and guarantees	784.933	(30.110)
Trade account payables	(6.417.986)	5.856.942
Liabilities to employees	324.025	(1.225.342)
Liabilities to Government institutions	422.655	534.426
Calculated expenses and deferred income	(409.648)	1.074.370
Net cash flow from operating activities	57.444.236	73.566.322
B) Cash flow from investment activities		
Purchase of tangible and intangible assets	(42.745.736)	(53.493.244)
Present value of sold and written-off assets	1.537.281	895.592
Losses	8.382	0
Value Approximation of Tangible Assets	3.001.252	0
Other increase/decrease of tangible and intangible assets	(54.383)	(325.161)
Net cash flow from investment activities	(38.253.204)	-52.922.813
C) Cash flow from financial activities		
Long-term financial assets	(1.019.152)	3.716.763
Long-term receivables	(7.000.000)	30.009
Short-term financial assets	(17.832.378)	(18.669.029)
Long-term loans	3.130.431	10.292.280
Short-term loans liabilities	0	(3.000.000)
Net cash flow from financial activities	(22.721.099)	(7.629.977)
D) NET INCREASE IN CASH (A+B+C)=(F-E)	(3.530.067)	13.013.532
E) CASH ON 31 DECEMBER	37.432.132	37.432.133
F) CASH ON 1 JANUARY	33.902.065	24.418.601
G) INCREASE IN CASH (F-E)	(3.530.067)	13.013.532

Statement of capital

	Share Capital HRK	Reserves HRK	Retained profit HRK	Profit from current year HRK	TOTAL HRK
Balance on 1. January 2005.	804.429.600	6.078	(11.803.145)	14.733.093	807.365.626
Profit distribution 2005.	0	0	14.733.093	(14.733.093)	0
Profit from current year	0	0	0	15.047.691	15.047.691
Balance on 31. December 2005.	804.429.600	6.078	2.929.948	15.047.691	822.413.317

Temelj za prezentiranje financijskih izvještaja

Basis of Financial Statements Preparation

18

Financijski izvještaji prikazani na stranicama 12. do 17. pripremljeni su u skladu s Međunarodnim standardima financijskog izvješćivanja (MSFI) što ih je izdao Odbor za Međunarodne standarde (IASB) i u skladu sa Zakonom o računovodstvu Republike Hrvatske, te primjenom računovodstvenih politika izloženih u bilješkama na financijskom izvještaju. Financijski izvještaji su sastavljeni primjenom konvencije povijesnog troška usklađenog za revalorizaciju određene materijalne imovine u ranijim godinama.

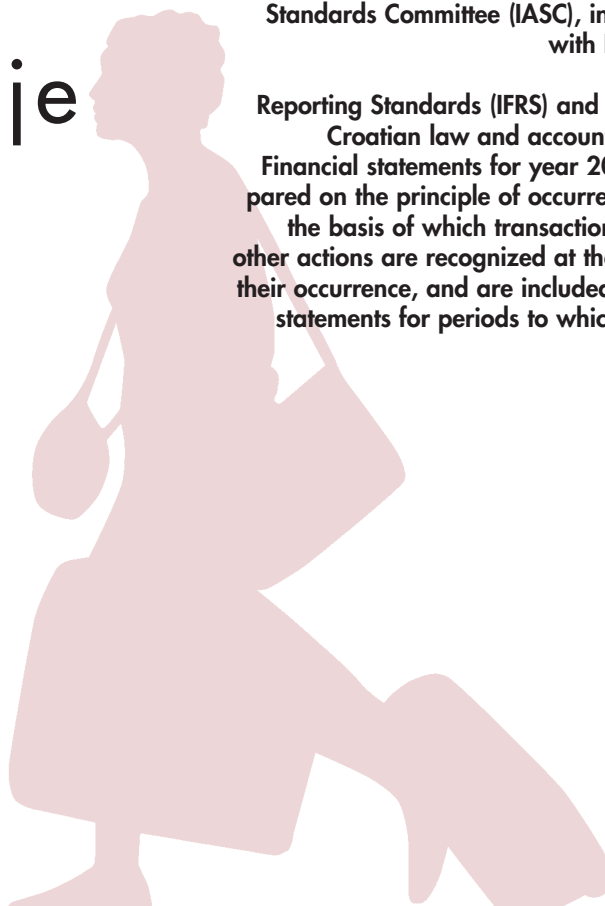
Financijski izvještaji pripremljeni su na temelju pretpostavke neograničenosti vremena poslovanja i izrađeni su u kunama.

Financijski izvještaji za 2005. godinu sastavljeni su po načelu nastanka događaja temeljem kojeg se učinci transakcija i drugih događaja priznaju u trenutku kada su nastali i uključuju u financijske izvještaje za razdoblje na koje se odnose.

Temelj za prezentiranje financijskih izvještaja


Basis of Financial Statements Preparation

Financial statements are based on annual settlement issued by International Accounting Standards Committee (IASC), in accordance with International Financial Reporting Standards (IFRS) and with present Croatian law and accounting policies. Financial statements for year 2005 are prepared on the principle of occurred events, on the basis of which transaction effects and other actions are recognized at the moment of their occurrence, and are included in financial statements for periods to which they refer.



Godišnje izvješće Annual Report 2005

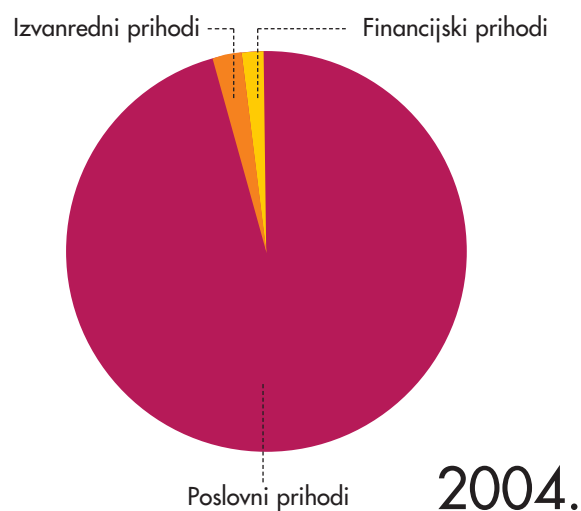
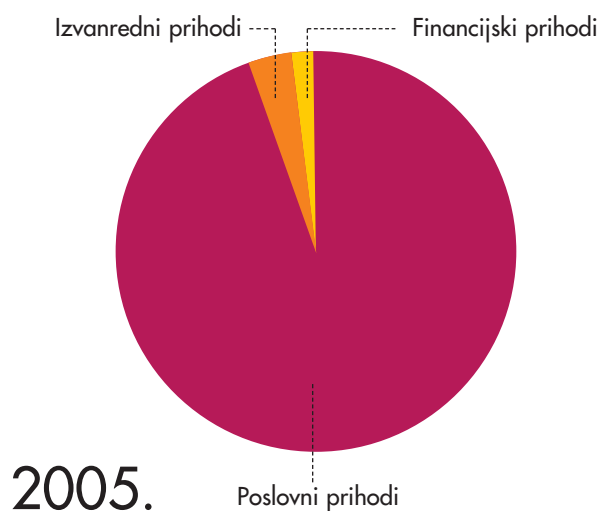
ZRAČNA LUKA ZAGREB
Zagreb Airport 



19

USPOREDNI PREGLED OSTVARENIH PRIHODA U 2004. i 2005. GODINI / ZAGREB AIRPORT INCOME STRUCTURE IN 2004. & 2005.

O P I S	2005.		pov./smanj. u % 05/04.	2004.	
	kune	% udio		kune	% udio
Poslovni prihodi	240.698.627	94,62%	9,84%	219.128.979	98,11%
Financijski prihodi	8.459.733	3,33%	191,72%	2.899.945	1,30%
Izvanredni prihodi	5.238.226	2,05%	296,42%	1.321.399	0,59%
Ukupno	254.396.586	100,00%	13,90%	223.350.323	100,00%



Usporedni pregled prometa Parallel Traffic Turnover Review

20

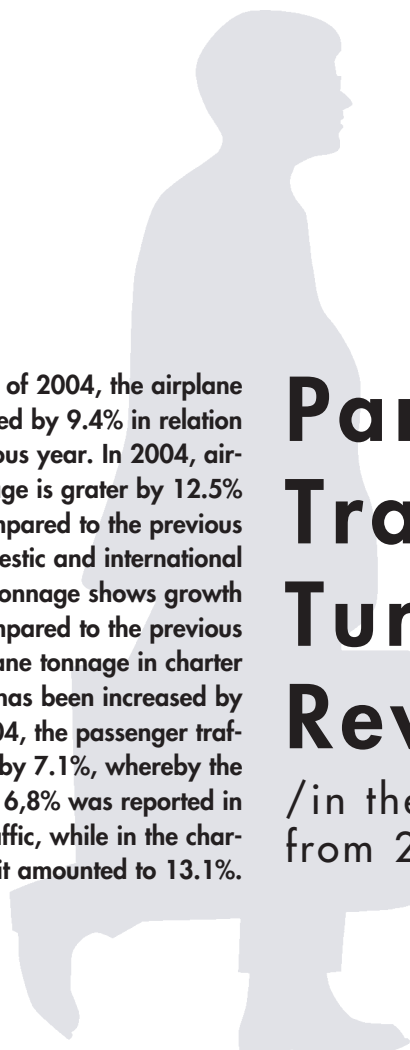
Usporedni pregled prometa /razdoblje od 2004-2005 godine/

Promet zrakoplova u 2005. godini u odnosu na prethodnu povećao se za 16,8%. Tonaža zrakoplova je veća u 2005. godini u odnosu na prethodnu za 15,5%. Promet tereta i pošte je veći za 2005. godinu u odnosu na prethodnu za 40,4%. Promet putnika je u 2004. godini porastao za 7,1%, pri čemu je u redovnom prometu zabilježen porast od 6,8%, a u izvanrednom prometu 13,1%.

In the year of 2004, the airplane traffic increased by 9.4% in relation to the previous year. In 2004, airplane tonnage is greater by 12.5% when compared to the previous year. Domestic and international airplane tonnage shows growth when compared to the previous year. Airplane tonnage in charter traffic has been increased by 23.6%. In 2004, the passenger traffic increased by 7.1%, whereby the increase of 6.8% was reported in scheduled traffic, while in the charter traffic it amounted to 13.1%.

Parallel Traffic Turnover Review

/in the period
from 2004-2005/



Godišnje izvješće Annual Report 2005

ZRAČNA LUKA ZAGREB
Zagreb Airport 

21

SLIJETANJA / LANDINGS

	1	2	3	4	5	6	7	8	9	10	11	12	Total
REALISED 2004	1,062	1,085	1,212	1,383	1,453	1,509	1,589	1,515	1,393	1,403	1,441	1,288	16,333
REALISED 2005	1,234	1,221	1,490	1,694	1,774	1,779	1,832	1,799	1,725	1,767	1,379	1,393	19,087

TONAŽA / M.T.O.W.

	1	2	3	4	5	6	7	8	9	10	11	12	Total
REALISED 2004	45,214	46,617	48,530	51,674	55,427	55,196	60,646	61,090	54,202	54,551	51,414	49,879	634,440
REALISED 2005	51,432	51,508	56,011	60,856	65,217	66,685	69,063	70,910	64,442	65,679	54,470	56,242	732,515

PUTNICI / PASSENGERS

	1	2	3	4	5	6	7	8	9	10	11	12	Total
REALISED 2004	83,845	84,841	97,445	113,701	128,524	140,257	154,914	147,471	133,331	126,100	101,788	95,989	1,408,206
REALISED 2005	93,026	90,220	112,982	118,610	140,295	155,444	167,918	163,504	154,037	142,125	109,226	104,132	1,551,519

TERET & POŠTA / CARGO & MAIL

	1	2	3	4	5	6	7	8	9	10	11	12	Total
REALISED 2004	553	595	673	688	664	692	750	718	878	718	785	1,185	8,899
REALISED 2005	1,142	1,215	1,305	1,346	1,153	981	828	894	839	845	992	952	12,492

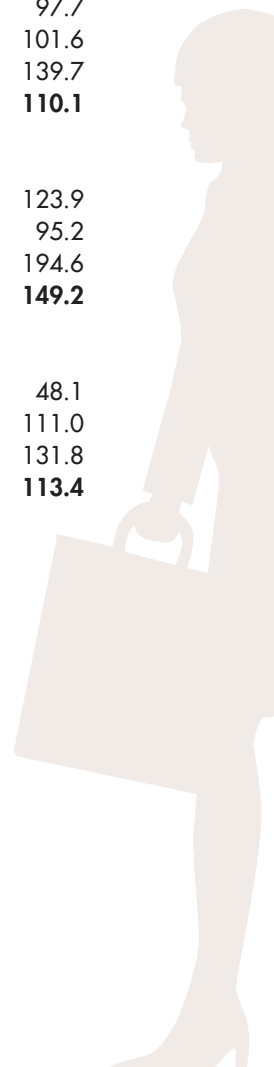
	SLIJETANJA / LANDINGS		TONAŽA / M.T.O.W.		PUTNICI / PASSENGERS		ROBA & POŠTA / CARGO & MAIL (Tonnes)	
	2004.	2005.	2004.	2005.	2004.	2005.	2004.	2005.
Siječanj / January	1,062	1,234	45,214	51,432	83,845	93,026	553	1,142
Veljača / February	1,085	1,221	46,617	51,508	84,841	90,220	595	1,215
Ožujak / March	1,212	1,490	48,530	56,011	97,445	112,982	673	1,305
Travanj / April	1,383	1,694	51,674	60,856	113,701	118,610	688	1,346
Svibanj / May	1,453	1,774	55,427	65,217	128,524	140,295	664	1,153
Lipanj / June	1,509	1,779	55,196	66,685	140,257	155,444	692	981
Srpanj / July	1,589	1,832	60,646	69,063	154,914	167,918	750	828
Kolovoz / August	1,515	1,799	61,090	70,910	147,471	163,504	718	894
Rujan / September	1,393	1,725	54,202	64,442	133,331	154,037	878	839
Listopad / October	1,403	1,767	54,551	65,679	126,100	142,125	718	845
Studeni / November	1,441	1,379	51,414	54,470	101,788	109,226	785	992
Prosinac / December	1,288	1,393	49,879	56,242	95,989	104,132	1,185	952
UKUPNO/TOTAL	16,333	19,087	634,440	732,515	1,408,206	1,551,519	8,899	12,492

Usporedni pregled prometa

Parallel Traffic Turnover Review

22

	2005.	2004.	INDEX
SLIJETANJA			
Domaći prijevoznik - domaći promet	5,282	4,906	107.6
Domaći prijevoznik - međunarodni promet	6,022	5,862	102.7
Ino prijevoznik - međunarodni promet	7,783	5,565	139.8
UKUPNO	19,087	16,333	116.8
TONAŽA			
Domaći prijevoznik - domaći promet	197,565	191,550	103.1
Domaći prijevoznik - međunarodni promet	278,115	253,019	109.9
Ino prijevoznik - međunarodni promet	256,835	189,871	135.2
UKUPNO	732,515	634,440	115.4
PUTNICI			
Domaći prijevoznik - domaći promet	455,326	465,756	97.7
Domaći prijevoznik - međunarodni promet	588,626	579,181	101.6
Ino prijevoznik - međunarodni promet	507,567	363,269	139.7
UKUPNO	1,551,519	1,408,206	110.1
ROBA (u tonama)			
Domaći prijevoznik - domaći promet	1,652	1,333	123.9
Domaći prijevoznik - međunarodni promet	2,005	2,106	95.2
Ino prijevoznik - međunarodni promet	6,328	3,251	194.6
UKUPNO	9,985	6,690	149.2
POŠTA (u tonama)			
Domaći prijevoznik - domaći promet	63	131	48.1
Domaći prijevoznik - međunarodni promet	1,578	1,421	111.0
Ino prijevoznik - međunarodni promet	866	657	131.8
UKUPNO	2,507	2,209	113.4



Godišnje izvješće Annual Report 2005

ZRAČNA LUKA ZAGREB
Zagreb Airport 

23

LANDINGS

Domestic Airline - Domestic Transport	5,282	4,906	107.6
Domestic Airline - International Transport	6,022	5,862	102.7
International Airline - International Transport	7,783	5,565	139.8
TOTAL	19,087	16,333	116.8

M.T.O.W.

Domestic Airline - Domestic Transport	197,565	191,550	103.1
Domestic Airline - International Transport	278,115	253,019	109.9
International Airline - International Transport	256,835	189,871	135.2
TOTAL	732,515	634,440	115.4

PASSENGERS

Domestic Airline - Domestic Transport	455,326	465,756	97.7
Domestic Airline - International Transport	588,626	579,181	101.6
International Airline - International Transport	507,567	363,269	139.7
TOTAL	1,551,519	1,408,206	110.1

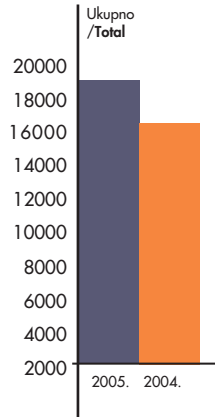
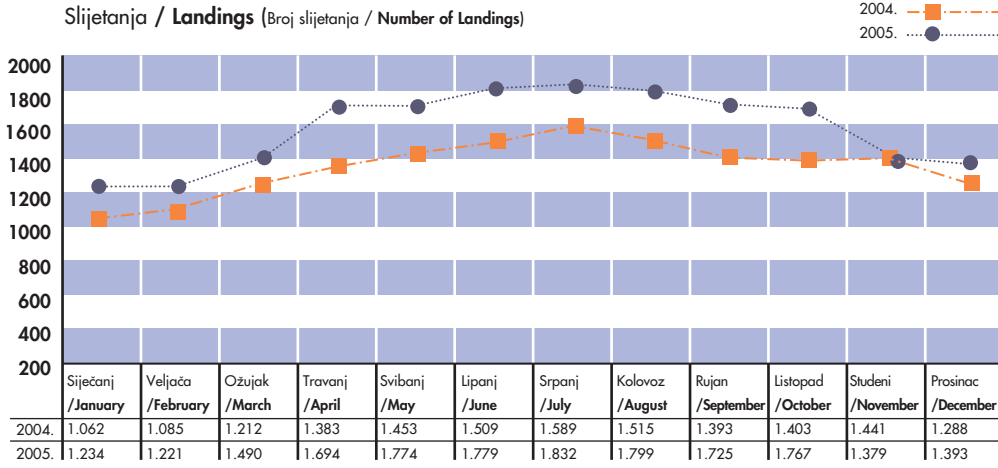
CARGO (tonnes)

Domestic Airline - Domestic Transport	1,652	1,333	123.9
Domestic Airline - International Transport	2,005	2,106	95.2
International Airline - International Transport	6,328	3,251	194.6
TOTAL	9,985	6,690	149.2

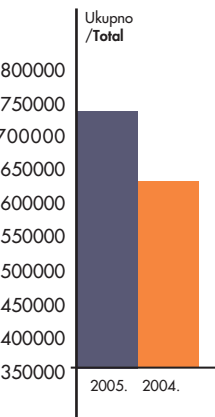
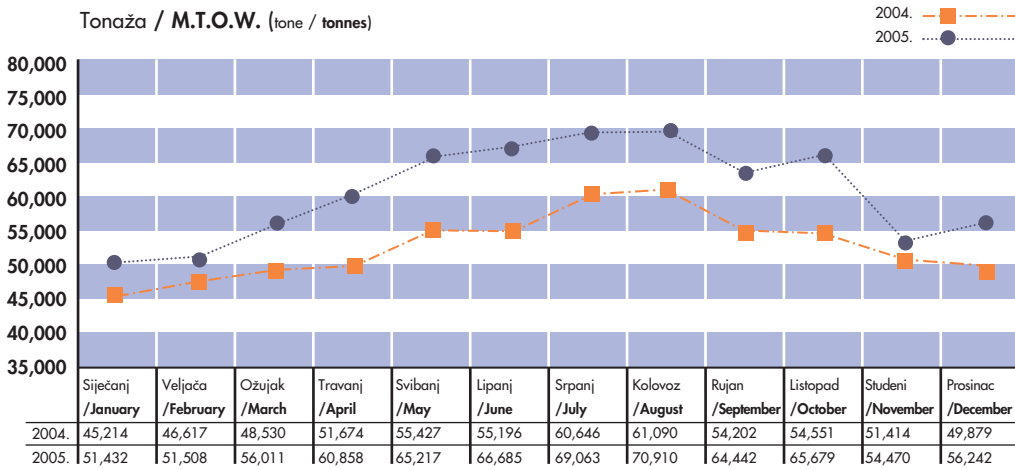
MAIL (tonnes)

Domestic Airline - Domestic Transport	63	131	48.1
Domestic Airline - International Transport	1,578	1,421	111.0
International Airline - International Transport	866	657	131.8
TOTAL	2,507	2,209	113.4

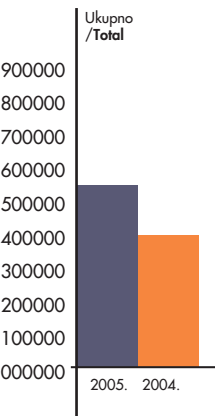
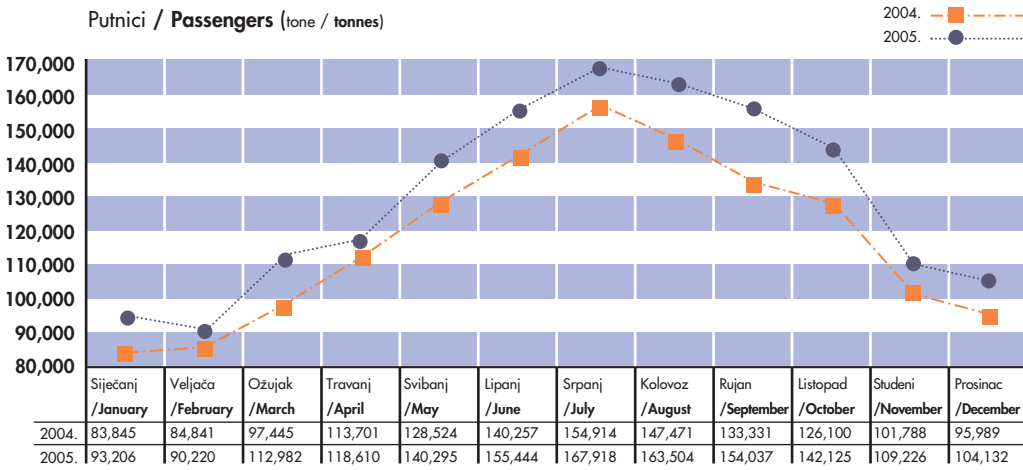
Slijetanja / Landings (Broj slijetanja / Number of Landings)



Tonaža / M.T.O.W. (tone / tonnes)



Putnici / Passengers (tone / tonnes)



Teret & Pošta / Cargo & Mail (Broj putnika / Number of Passengers)

